

PARAFORMALDEHYDE

InterAtlas Chemical Inc.

Chemwatch Hazard Alert Code: 3

Chemwatch: 2213
Version No: 7.1
Safety Data Sheet according to OSHA HazCom Standard (2012) requirements

Issue Date: 20/06/2022
Print Date: 19/04/2023
S.GHS.USA.EN

SECTION 1 Identification

Product Identifier

Product name	PARAFORMALDEHYDE
Chemical Name	paraformaldehyde
Synonyms	(CH ₂ O) _n ; polyoxymethylene; paraform; formagene; paraformaldehyde; Aldacide; metaformaldehyde; formaldehyde dry solid; polymerised formaldehyde
Proper shipping name	Paraformaldehyde
Chemical formula	(CH ₂ O) _x
Other means of identification	Not Available
CAS number	30525-89-4

Recommended use of the chemical and restrictions on use

Relevant identified uses	Used in fungicides, bactericides and disinfectants. High volume use chemical; for the manufacture of synthetic resins, adhesives and plastics. Active ingredient of contraceptive creams.
--------------------------	---

Name, address, and telephone number of the chemical manufacturer, importer, or other responsible party

Registered company name	InterAtlas Chemical Inc.
Address	63 Church Street, Suite 301, St. Catharines Ontario L2R 3C4 Canada
Telephone	905-684-9991
Fax	905-684-4504
Website	www.interatlaschemical.com
Email	Not Available

Emergency phone number

Association / Organisation	CHEMTREC, US	CHEMWATCH EMERGENCY RESPONSE (24/7)
Emergency telephone numbers	800-424-9300	+1 855-237-5573
Other emergency telephone numbers	International: +1-703-527-3887	+61 3 9573 3188

Once connected and if the message is not in your preferred language then please dial 01

Una vez conectado y si el mensaje no está en su idioma preferido, por favor marque 02

SECTION 2 Hazard(s) identification

Classification of the substance or mixture

NFPA 704 diamond



Note: The hazard category numbers found in GHS classification in section 2 of this SDSs are NOT to be used to fill in the NFPA 704 diamond. Blue = Health Red = Fire Yellow = Reactivity White = Special (Oxidizer or water reactive substances)

Classification	Flammable Solids Category 2, Acute Toxicity (Oral) Category 4, Acute Toxicity (Inhalation) Category 4, Skin Corrosion/Irritation Category 2, Serious Eye Damage/Eye Irritation Category 1, Sensitisation (Skin) Category 1, Carcinogenicity Category 2, Specific Target Organ Toxicity - Single Exposure (Respiratory Tract Irritation) Category 3
----------------	--

Label elements

PARAFORMALDEHYDE

Hazard pictogram(s)	
---------------------	---

Signal word	Danger
-------------	---------------

Hazard statement(s)

H228	Flammable solid.
H302	Harmful if swallowed.
H332	Harmful if inhaled.
H315	Causes skin irritation.
H318	Causes serious eye damage.
H317	May cause an allergic skin reaction.
H351	Suspected of causing cancer.
H335	May cause respiratory irritation.

Hazard(s) not otherwise classified

Not Applicable

Precautionary statement(s) Prevention

P201	Obtain special instructions before use.
P210	Keep away from heat, hot surfaces, sparks, open flames and other ignition sources. No smoking.
P271	Use in a well-ventilated area.
P280	Wear protective gloves, protective clothing, eye protection and face protection.
P240	Ground/bond container and receiving equipment.
P241	Use explosion-proof electrical/ventilating/lighting/intrinsically safe equipment.
P261	Avoid breathing dust/fumes.
P264	Wash all exposed external body areas thoroughly after handling.
P270	Do not eat, drink or smoke when using this product.
P202	Do not handle until all safety precautions have been read and understood.
P272	Contaminated work clothing must not be allowed out of the workplace.

Precautionary statement(s) Response

P305+P351+P338	IF IN EYES: Rinse cautiously with water for several minutes. Remove contact lenses, if present and easy to do. Continue rinsing.
P308+P313	IF exposed or concerned: Get medical advice/ attention.
P310	Immediately call a POISON CENTER/doctor/physician/first aider.
P370+P378	In case of fire: Use water jets to extinguish.
P312	Call a POISON CENTER/doctor/physician/first aider/if you feel unwell.
P333+P313	If skin irritation or rash occurs: Get medical advice/attention.
P301+P312	IF SWALLOWED: Call a POISON CENTER/doctor/physician/first aider/if you feel unwell.
P302+P352	IF ON SKIN: Wash with plenty of water.
P304+P340	IF INHALED: Remove person to fresh air and keep comfortable for breathing.
P330	Rinse mouth.
P332+P313	If skin irritation occurs: Get medical advice/attention.
P362+P364	Take off contaminated clothing and wash it before reuse.

Precautionary statement(s) Storage

P405	Store locked up.
P403+P233	Store in a well-ventilated place. Keep container tightly closed.

Precautionary statement(s) Disposal

P501	Dispose of contents/container to authorised hazardous or special waste collection point in accordance with any local regulation.
------	--

SECTION 3 Composition / information on ingredients

Substances

CAS No	%[weight]	Name
30525-89-4	>97	<u>paraformaldehyde</u>
Not Available		water/moisture produces
50-00-0		<u>formaldehyde</u>

PARAFORMALDEHYDE

The specific chemical identity and/or exact percentage (concentration) of composition has been withheld as a trade secret.

Mixtures

See section above for composition of Substances

SECTION 4 First-aid measures

Description of first aid measures

Eye Contact	<p>If this product comes in contact with the eyes:</p> <ul style="list-style-type: none"> ▶ Immediately hold eyelids apart and flush the eye continuously with running water. ▶ Ensure complete irrigation of the eye by keeping eyelids apart and away from eye and moving the eyelids by occasionally lifting the upper and lower lids. ▶ Continue flushing until advised to stop by the Poisons Information Centre or a doctor, or for at least 15 minutes. ▶ Transport to hospital or doctor without delay. ▶ Removal of contact lenses after an eye injury should only be undertaken by skilled personnel.
Skin Contact	<p>If skin contact occurs:</p> <ul style="list-style-type: none"> ▶ Immediately remove all contaminated clothing, including footwear. ▶ Flush skin and hair with running water (and soap if available). ▶ Seek medical attention in event of irritation.
Inhalation	<ul style="list-style-type: none"> ▶ If fumes or combustion products are inhaled remove from contaminated area. ▶ Lay patient down. Keep warm and rested. ▶ Prostheses such as false teeth, which may block airway, should be removed, where possible, prior to initiating first aid procedures. ▶ Apply artificial respiration if not breathing, preferably with a demand valve resuscitator, bag-valve mask device, or pocket mask as trained. Perform CPR if necessary. ▶ Transport to hospital, or doctor, without delay.
Ingestion	<ul style="list-style-type: none"> ▶ IF SWALLOWED, REFER FOR MEDICAL ATTENTION, WHERE POSSIBLE, WITHOUT DELAY. ▶ For advice, contact a Poisons Information Centre or a doctor. ▶ Urgent hospital treatment is likely to be needed. ▶ In the mean time, qualified first-aid personnel should treat the patient following observation and employing supportive measures as indicated by the patient's condition. ▶ If the services of a medical officer or medical doctor are readily available, the patient should be placed in his/her care and a copy of the SDS should be provided. Further action will be the responsibility of the medical specialist. ▶ If medical attention is not available on the worksite or surroundings send the patient to a hospital together with a copy of the SDS. <p>Where medical attention is not immediately available or where the patient is more than 15 minutes from a hospital or unless instructed otherwise:</p> <ul style="list-style-type: none"> ▶ INDUCE vomiting with fingers down the back of the throat, ONLY IF CONSCIOUS. Lean patient forward or place on left side (head-down position, if possible) to maintain open airway and prevent aspiration. <p>NOTE: Wear a protective glove when inducing vomiting by mechanical means.</p>

Most important symptoms and effects, both acute and delayed

See Section 11

Indication of any immediate medical attention and special treatment needed

For acute or short-term repeated exposures to formaldehyde:

INGESTION:

- ▶ Patients present early with severe corrosion of the gastro-intestinal tract and systemic effects.
- ▶ Inflammation and ulceration may progress to strictures.
- ▶ Severe acidosis results from rapid conversion of formaldehyde to formic acid. Coma, hypotension, renal failure and apnoea complicate ingestion.
- ▶ Decontaminate by dilution with milk or water containing ammonium acetate; vomiting should be induced. Follow with gastric lavage using a weak ammonia solution (converts formaldehyde to relatively inert pentamethylenetetramine)
- ▶ Gastric lavage is warranted only in first 15 minutes following ingestion.

SKIN:

- ▶ Formaldehyde can combine with epidermal protein to produce a hapten-protein couple capable of sensitising T-lymphocytes. Subsequent exposures cause a type IV hypersensitivity reaction (i.e allergic contact dermatitis). [*Ellenhorn & Barceloux: Medical Toxicology*]

SECTION 5 Fire-fighting measures

Extinguishing media

- ▶ Alcohol stable foam.

For **SMALL FIRES**:

Dry chemical, CO₂, water spray or foam.

For **LARGE FIRES**:

Water-spray, fog or foam.

Special hazards arising from the substrate or mixture

Fire Incompatibility	<p>Avoid reaction with strong alkalis, isocyanates, oxides, organic acids.</p> <ul style="list-style-type: none"> ▶ Avoid contamination with oxidising agents i.e. nitrates, oxidising acids, chlorine bleaches, pool chlorine etc. as ignition may result
-----------------------------	---

Special protective equipment and precautions for fire-fighters

Fire Fighting	<ul style="list-style-type: none"> ▶ Alert Fire Brigade and tell them location and nature of hazard. ▶ Wear breathing apparatus plus protective gloves. ▶ Prevent, by any means available, spillage from entering drains or water course. ▶ Fight fire from a safe distance, with adequate cover. ▶ If safe, switch off electrical equipment until vapour fire hazard removed. ▶ Use water delivered as a fine spray to control fire and cool adjacent area. ▶ Avoid spraying water onto liquid pools.
----------------------	---

PARAFORMALDEHYDE

	<ul style="list-style-type: none"> ▶ DO NOT approach containers suspected to be hot. ▶ Cool fire exposed containers with water spray from a protected location. ▶ If safe to do so, remove containers from path of fire.
Fire/Explosion Hazard	<ul style="list-style-type: none"> ▶ Flammable solid which burns and propagates flame easily, even when partly wetted with water. ▶ Any source of ignition, i.e. friction, heat, sparks or flame, may cause fire or explosion. ▶ May burn fiercely ▶ May form explosive mixtures with air. ▶ May REIGNITE after fire is extinguished. ▶ Containers may explode on heating. ▶ Solids may melt and flow when heated or involved in a fire. ▶ Runoff may pollute waterways. ▶ Avoid generating dust, particularly clouds of dust in a confined or unventilated space as dusts may form an explosive mixture with air. Dust clouds generated by the fine grinding of the solid are a particular hazard; accumulations of fine dust may burn rapidly and fiercely if ignited. ▶ Dry dust can be charged electrostatically by turbulence, pneumatic transport, pouring, in exhaust ducts and during transport, thereby providing a source of ignition. ▶ Decomposition products may be irritating, poisonous or corrosive. <p>Combustion products include: carbon monoxide (CO) carbon dioxide (CO₂) formaldehyde other pyrolysis products typical of burning organic material.</p>

SECTION 6 Accidental release measures

Personal precautions, protective equipment and emergency procedures

See section 8

Environmental precautions

See section 12

Methods and material for containment and cleaning up

Minor Spills	<ul style="list-style-type: none"> ▶ Remove all ignition sources. ▶ DO NOT touch or walk through spilled material. ▶ Clean up all spills immediately. ▶ Avoid contact with skin and eyes. ▶ Prevent dust cloud. ▶ With clean shovel (preferably non-sparking) place material into clean, dry container and cover loosely. ▶ Move containers from spill area. ▶ Control personal contact with the substance, by using protective equipment.
Major Spills	<ul style="list-style-type: none"> ▶ DO NOT touch the spill material ▶ Clear area of personnel and move upwind. ▶ Alert Fire Brigade and tell them location and nature of hazard. ▶ DO NOT touch or walk through spilled material. ▶ Control personal contact with the substance, by using protective equipment. ▶ Prevent, by any means available, spillage from entering drains or water course. ▶ No smoking, naked lights or ignition sources. ▶ Increase ventilation. ▶ Stop leak if safe to do so. ▶ Contain or cover with sand, earth or vermiculite. ▶ Use only spark-free shovels and explosion proof equipment. ▶ Collect recoverable product into labelled containers for recycling. ▶ Collect solid residues and seal in labelled drums for disposal. ▶ Wash area with water and dike for later disposal; prevent runoff into drains. ▶ After clean up operations, decontaminate and launder all protective clothing and equipment before storing and re-using. ▶ If contamination of drains or waterways occurs, advise emergency services.

Personal Protective Equipment advice is contained in Section 8 of the SDS.

SECTION 7 Handling and storage

Precautions for safe handling

Safe handling	<ul style="list-style-type: none"> ▶ Avoid all personal contact, including inhalation. ▶ Wear protective clothing when risk of overexposure occurs. ▶ Use in a well-ventilated area. ▶ Prevent concentration in hollows and sumps. ▶ DO NOT enter confined spaces until atmosphere has been checked. ▶ DO NOT allow material to contact humans, exposed food or food utensils. ▶ Avoid smoking, naked lights or ignition sources. ▶ When handling, DO NOT eat, drink or smoke. ▶ Avoid contact with incompatible materials. ▶ Keep containers securely sealed when not in use. ▶ Avoid physical damage to containers. ▶ Always wash hands with soap and water after handling. ▶ Working clothes should be laundered separately. Launder contaminated clothing before re-use. ▶ Use good occupational work practice. ▶ Observe manufacturer's storage and handling recommendations contained within this SDS. ▶ Atmosphere should be regularly checked against established exposure standards to ensure safe working conditions are maintained. ▶ Organic powders when finely divided over a range of concentrations regardless of particulate size or shape and suspended in air or some other oxidizing medium may form explosive dust-air mixtures and result in a fire or dust explosion (including secondary explosions) ▶ Minimise airborne dust and eliminate all ignition sources. Keep away from heat, hot surfaces, sparks, and flame. ▶ Establish good housekeeping practices. ▶ Remove dust accumulations on a regular basis by vacuuming or gentle sweeping to avoid creating dust clouds.
----------------------	---

PARAFORMALDEHYDE

	<ul style="list-style-type: none"> ▶ Use continuous suction at points of dust generation to capture and minimise the accumulation of dusts. Particular attention should be given to overhead and hidden horizontal surfaces to minimise the probability of a "secondary" explosion. According to NFPA Standard 654, dust layers 1/32 in.(0.8 mm) thick can be sufficient to warrant immediate cleaning of the area. ▶ Do not use air hoses for cleaning. ▶ Minimise dry sweeping to avoid generation of dust clouds. Vacuum dust-accumulating surfaces and remove to a chemical disposal area. Vacuums with explosion-proof motors should be used. ▶ Control sources of static electricity. Dusts or their packages may accumulate static charges, and static discharge can be a source of ignition. ▶ Solids handling systems must be designed in accordance with applicable standards (e.g. NFPA including 654 and 77) and other national guidance. ▶ Do not empty directly into flammable solvents or in the presence of flammable vapors. ▶ The operator, the packaging container and all equipment must be grounded with electrical bonding and grounding systems. Plastic bags and plastics cannot be grounded, and antistatic bags do not completely protect against development of static charges. <p>Empty containers may contain residual dust which has the potential to accumulate following settling. Such dusts may explode in the presence of an appropriate ignition source.</p> <ul style="list-style-type: none"> ▶ Do NOT cut, drill, grind or weld such containers. ▶ In addition ensure such activity is not performed near full, partially empty or empty containers without appropriate workplace safety authorisation or permit.
<p style="text-align: center;">Other information</p>	<p>Rotate all stock to prevent ageing. Use on FIFO (First In-First Out) basis</p> <ul style="list-style-type: none"> ▶ Store below 38 deg. C. <p>FOR MINOR QUANTITIES:</p> <ul style="list-style-type: none"> ▶ Store in an indoor fireproof cabinet or in a room of noncombustible construction. ▶ Provide adequate portable fire-extinguishers in or near the storage area. <p>FOR PACKAGE STORAGE:</p> <ul style="list-style-type: none"> ▶ Store in original containers in approved flame-proof area. ▶ No smoking, naked lights, heat or ignition sources. ▶ DO NOT store in pits, depressions, basements or areas where vapours may be trapped. ▶ Keep containers securely sealed. ▶ Store away from incompatible materials in a cool, dry, well ventilated area. ▶ Protect containers against physical damage and check regularly for leaks. ▶ Protect containers from exposure to weather and from direct sunlight unless: (a) the packages are of metal or plastic construction; (b) the packages are securely closed are not opened for any purpose while in the area where they are stored and (c) adequate precautions are taken to ensure that rain water, which might become contaminated by the dangerous goods, is collected and disposed of safely. ▶ Ensure proper stock-control measures are maintained to prevent prolonged storage of dangerous goods. ▶ Observe manufacturer's storage and handling recommendations contained within this SDS.

Conditions for safe storage, including any incompatibilities

<p style="text-align: center;">Suitable container</p>	<p>Multi-ply paper bag with sealed plastic liner or heavy gauge plastic bag.</p> <p>NOTE: Bags should be stacked, blocked, interlocked, and limited in height so that they are stable and secure against sliding or collapse. Check that all containers are clearly labelled and free from leaks. Packing as recommended by manufacturer.</p> <p>For low viscosity materials and solids: Drums and jerricans must be of the non-removable head type. Where a can is to be used as an inner package, the can must have a screwed enclosure.</p> <p>For materials with a viscosity of at least 2680 cSt. (23 deg. C):</p> <ul style="list-style-type: none"> ▶ Removable head packaging and ▶ cans with friction closures may be used. <p>-</p> <p>Where combination packages are used, there must be sufficient inert absorbent material to absorb completely any leakage that may occur, unless the outer packaging is a close fitting moulded plastic box and the substances are not incompatible with the plastic.</p> <p>All combination packages for Packing group I and II must contain cushioning material.</p>
<p style="text-align: center;">Storage incompatibility</p>	<p>Paraformaldehyde:</p> <ul style="list-style-type: none"> ▶ reacts violently with strong oxidisers, liquid oxygen ▶ produces formaldehyde in aqueous solution ▶ is incompatible with acids, alkalis, sunlight and UV light ▶ may generate electrostatic charges with flow or agitation ▶ is a polymer formed of formaldehyde having variable composition [(CH₂O)_n] (n=8-100) <p>Formaldehyde:</p> <ul style="list-style-type: none"> ▶ is a strong reducing agent ▶ may polymerise in air unless properly inhibited (usually with methanol up to 15%) and stored at controlled temperatures ▶ will polymerize with active organic material such as phenol ▶ reacts violently with strong oxidisers, hydrogen peroxide, potassium permanganate, acrylonitrile, caustics (sodium hydroxide, yielding formic acid and flammable hydrogen), magnesium carbonate, nitromethane, nitrogen oxides (especially at elevated temperatures), peroxyformic acid ▶ is incompatible with strong acids (hydrochloric acid forms carcinogenic bis(chloromethyl)ether*), amines, ammonia, aniline, bisulfides, gelatin, iodine, magnesite, phenol, some monomers, tannins, salts of copper, iron, silver. ▶ acid catalysis can produce impurities: methylal, methyl formate <p>Aqueous solutions of formaldehyde:</p> <ul style="list-style-type: none"> ▶ slowly oxidise in air to produce formic acid ▶ attack carbon steel <p>Concentrated solutions containing formaldehyde are:</p> <ul style="list-style-type: none"> ▶ unstable, both oxidising slowly to form formic acid and polymerising; in dilute aqueous solutions formaldehyde appears as monomeric hydrate (methylene glycol) - the more concentrated the solution the more polyoxymethylene glycol occurs as oligomers and polymers (methanol and amine-containing compounds inhibit polymer formation) ▶ readily subject to polymerisation, at room temperature, in the presence of air and moisture, to form paraformaldehyde (8-100 units of formaldehyde), a solid mixture of linear polyoxymethylene glycols containing 90-99% formaldehyde; a cyclic trimer, trioxane (CH₂O₃), may also form <p>Flammable and/or toxic gases are generated by the combination of aldehydes with azo, diazo compounds, dithiocarbamates, nitrides, and strong reducing agents</p> <p>*The empirical equation may be used to determine the concentration of bis(chloromethyl)ether (BCME) formed by reaction with HCl: log(BCME)ppb = -2.25 + 0.67• log(HCHO) ppm + 0.77• log(HCl)ppm Assume values for formaldehyde, in air, of 1 ppm and for HCl of 5 ppm, resulting BCME concentration, in air, would be 0.02 ppb.</p> <ul style="list-style-type: none"> ▶ Segregate from alcohol, water. ▶ Avoid reaction with oxidising agents ▶ NOTE: May develop pressure in containers; open carefully. Vent periodically.

PARAFORMALDEHYDE



X — Must not be stored together

O — May be stored together with specific precautions

+ — May be stored together

Note: Depending on other risk factors, compatibility assessment based on the table above may not be relevant to storage situations, particularly where large volumes of dangerous goods are stored and handled. Reference should be made to the Safety Data Sheets for each substance or article and risks assessed accordingly.

SECTION 8 Exposure controls / personal protection

Control parameters

Occupational Exposure Limits (OEL)

INGREDIENT DATA

Source	Ingredient	Material name	TWA	STEL	Peak	Notes
US OSHA Permissible Exposure Limits (PELs) Table Z-1	formaldehyde	Formaldehyde	0.75 ppm	2 ppm	Not Available	Not Available
US NIOSH Recommended Exposure Limits (RELs)	formaldehyde	Formalin (as formaldehyde)	0.016 ppm	Not Available	0.1 (15-minute) ppm	Ca; See Appendix A
US NIOSH Recommended Exposure Limits (RELs)	formaldehyde	Formaldehyde	0.016 ppm	Not Available	0.1 (15-minute) ppm	Ca; See Appendix A

Emergency Limits

Ingredient	TEEL-1	TEEL-2	TEEL-3
paraformaldehyde	2 mg/m ³	23 mg/m ³	47 mg/m ³
formaldehyde	Not Available	Not Available	Not Available

Ingredient	Original IDLH	Revised IDLH
paraformaldehyde	Not Available	Not Available
formaldehyde	20 ppm	Not Available

Occupational Exposure Banding

Ingredient	Occupational Exposure Band Rating	Occupational Exposure Band Limit
paraformaldehyde	E	≤ 0.01 mg/m ³


Notes: Occupational exposure banding is a process of assigning chemicals into specific categories or bands based on a chemical's potency and the adverse health outcomes associated with exposure. The output of this process is an occupational exposure band (OEB), which corresponds to a range of exposure concentrations that are expected to protect worker health.

Exposure controls

<p>Appropriate engineering controls</p>	<p>For large scale or continuous use:</p> <ul style="list-style-type: none"> ▶ Spark-free, earthed ventilation system, venting directly to the outside and separate from usual ventilation systems ▶ Provide dust collectors with explosion vents <p>Engineering controls are used to remove a hazard or place a barrier between the worker and the hazard. Well-designed engineering controls can be highly effective in protecting workers and will typically be independent of worker interactions to provide this high level of protection. The basic types of engineering controls are:</p> <p>Process controls which involve changing the way a job activity or process is done to reduce the risk.</p> <p>Enclosure and/or isolation of emission source which keeps a selected hazard "physically" away from the worker and ventilation that strategically "adds" and "removes" air in the work environment. Ventilation can remove or dilute an air contaminant if designed properly. The design of a ventilation system must match the particular process and chemical or contaminant in use.</p> <p>Employers may need to use multiple types of controls to prevent employee overexposure.</p> <ul style="list-style-type: none"> ▶ Local exhaust ventilation is required where solids are handled as powders or crystals; even when particulates are relatively large, a certain proportion will be powdered by mutual friction. ▶ Exhaust ventilation should be designed to prevent accumulation and recirculation of particulates in the workplace. ▶ If in spite of local exhaust an adverse concentration of the substance in air could occur, respiratory protection should be considered. Such protection might consist of: <ul style="list-style-type: none"> (a): particle dust respirators, if necessary, combined with an absorption cartridge; (b): filter respirators with absorption cartridge or canister of the right type; (c): fresh-air hoods or masks <ul style="list-style-type: none"> ▶ Build-up of electrostatic charge on the dust particle, may be prevented by bonding and grounding. ▶ Powder handling equipment such as dust collectors, dryers and mills may require additional protection measures such as explosion venting. <p>Air contaminants generated in the workplace possess varying "escape" velocities which, in turn, determine the "capture velocities" of fresh circulating air required to efficiently remove the contaminant.</p> <table border="1" style="width: 100%;"> <thead> <tr> <th>Type of Contaminant:</th> <th>Air Speed:</th> </tr> </thead> <tbody> <tr> <td>direct spray, spray painting in shallow booths, drum filling, conveyer loading, crusher dusts, gas discharge (active generation into zone of rapid air motion)</td> <td>1-2.5 m/s (200-500 ft/min)</td> </tr> <tr> <td>grinding, abrasive blasting, tumbling, high speed wheel generated dusts (released at high initial velocity into zone of very high rapid air motion).</td> <td>2.5-10 m/s (500-2000 ft/min)</td> </tr> </tbody> </table> <p>Within each range the appropriate value depends on:</p> <table border="1" style="width: 100%;"> <thead> <tr> <th>Lower end of the range</th> <th>Upper end of the range</th> </tr> </thead> <tbody> <tr> <td>1: Room air currents minimal or favourable to capture</td> <td>1: Disturbing room air currents</td> </tr> </tbody> </table>	Type of Contaminant:	Air Speed:	direct spray, spray painting in shallow booths, drum filling, conveyer loading, crusher dusts, gas discharge (active generation into zone of rapid air motion)	1-2.5 m/s (200-500 ft/min)	grinding, abrasive blasting, tumbling, high speed wheel generated dusts (released at high initial velocity into zone of very high rapid air motion).	2.5-10 m/s (500-2000 ft/min)	Lower end of the range	Upper end of the range	1: Room air currents minimal or favourable to capture	1: Disturbing room air currents
Type of Contaminant:	Air Speed:										
direct spray, spray painting in shallow booths, drum filling, conveyer loading, crusher dusts, gas discharge (active generation into zone of rapid air motion)	1-2.5 m/s (200-500 ft/min)										
grinding, abrasive blasting, tumbling, high speed wheel generated dusts (released at high initial velocity into zone of very high rapid air motion).	2.5-10 m/s (500-2000 ft/min)										
Lower end of the range	Upper end of the range										
1: Room air currents minimal or favourable to capture	1: Disturbing room air currents										

Continued...

PARAFORMALDEHYDE

	<p>2: Contaminants of low toxicity or of nuisance value only</p> <p>3: Intermittent, low production.</p> <p>4: Large hood or large air mass in motion</p>	<p>2: Contaminants of high toxicity</p> <p>3: High production, heavy use</p> <p>4: Small hood-local control only</p>
	<p>Simple theory shows that air velocity falls rapidly with distance away from the opening of a simple extraction pipe. Velocity generally decreases with the square of distance from the extraction point (in simple cases). Therefore the air speed at the extraction point should be adjusted, accordingly, after reference to distance from the contaminating source. The air velocity at the extraction fan, for example, should be a minimum of 4-10 m/s (800-2000 ft/min) for extraction of crusher dusts generated 2 metres distant from the extraction point. Other mechanical considerations, producing performance deficits within the extraction apparatus, make it essential that theoretical air velocities are multiplied by factors of 10 or more when extraction systems are installed or used.</p>	
Individual protection measures, such as personal protective equipment		
Eye and face protection	<ul style="list-style-type: none"> ▶ Safety glasses with side shields. ▶ Chemical goggles. ▶ Contact lenses may pose a special hazard; soft contact lenses may absorb and concentrate irritants. A written policy document, describing the wearing of lenses or restrictions on use, should be created for each workplace or task. This should include a review of lens absorption and adsorption for the class of chemicals in use and an account of injury experience. Medical and first-aid personnel should be trained in their removal and suitable equipment should be readily available. In the event of chemical exposure, begin eye irrigation immediately and remove contact lens as soon as practicable. Lens should be removed at the first signs of eye redness or irritation - lens should be removed in a clean environment only after workers have washed hands thoroughly. [CDC NIOSH Current Intelligence Bulletin 59], [AS/NZS 1336 or national equivalent] 	
Skin protection	See Hand protection below	
Hands/feet protection	<p>NOTE:</p> <ul style="list-style-type: none"> ▶ The material may produce skin sensitisation in predisposed individuals. Care must be taken, when removing gloves and other protective equipment, to avoid all possible skin contact. ▶ Contaminated leather items, such as shoes, belts and watch-bands should be removed and destroyed. <p>The selection of suitable gloves does not only depend on the material, but also on further marks of quality which vary from manufacturer to manufacturer. Where the chemical is a preparation of several substances, the resistance of the glove material can not be calculated in advance and has therefore to be checked prior to the application.</p> <p>The exact break through time for substances has to be obtained from the manufacturer of the protective gloves and has to be observed when making a final choice.</p> <p>Personal hygiene is a key element of effective hand care. Gloves must only be worn on clean hands. After using gloves, hands should be washed and dried thoroughly. Application of a non-perfumed moisturiser is recommended.</p> <p>Suitability and durability of glove type is dependent on usage. Important factors in the selection of gloves include:</p> <ul style="list-style-type: none"> - frequency and duration of contact, - chemical resistance of glove material, - glove thickness and - dexterity <p>Select gloves tested to a relevant standard (e.g. Europe EN 374, US F739, AS/NZS 2161.1 or national equivalent).</p> <ul style="list-style-type: none"> - When prolonged or frequently repeated contact may occur, a glove with a protection class of 5 or higher (breakthrough time greater than 240 minutes according to EN 374, AS/NZS 2161.10.1 or national equivalent) is recommended. - When only brief contact is expected, a glove with a protection class of 3 or higher (breakthrough time greater than 60 minutes according to EN 374, AS/NZS 2161.10.1 or national equivalent) is recommended. - Some glove polymer types are less affected by movement and this should be taken into account when considering gloves for long-term use. - Contaminated gloves should be replaced. <p>As defined in ASTM F-739-96 in any application, gloves are rated as:</p> <ul style="list-style-type: none"> - Excellent when breakthrough time > 480 min - Good when breakthrough time > 20 min - Fair when breakthrough time < 20 min - Poor when glove material degrades <p>For general applications, gloves with a thickness typically greater than 0.35 mm, are recommended.</p> <p>It should be emphasised that glove thickness is not necessarily a good predictor of glove resistance to a specific chemical, as the permeation efficiency of the glove will be dependent on the exact composition of the glove material. Therefore, glove selection should also be based on consideration of the task requirements and knowledge of breakthrough times.</p> <p>Glove thickness may also vary depending on the glove manufacturer, the glove type and the glove model. Therefore, the manufacturers technical data should always be taken into account to ensure selection of the most appropriate glove for the task.</p> <p>Note: Depending on the activity being conducted, gloves of varying thickness may be required for specific tasks. For example:</p> <ul style="list-style-type: none"> - Thinner gloves (down to 0.1 mm or less) may be required where a high degree of manual dexterity is needed. However, these gloves are only likely to give short duration protection and would normally be just for single use applications, then disposed of. - Thicker gloves (up to 3 mm or more) may be required where there is a mechanical (as well as a chemical) risk i.e. where there is abrasion or puncture potential <p>Gloves must only be worn on clean hands. After using gloves, hands should be washed and dried thoroughly. Application of a non-perfumed moisturiser is recommended.</p> <ul style="list-style-type: none"> ▶ Wear physical protective gloves, e.g. leather. ▶ Wear safety footwear. 	
Body protection	See Other protection below	
Other protection	<ul style="list-style-type: none"> ▶ Overalls. ▶ Eyewash unit. ▶ Barrier cream. ▶ Skin cleansing cream. ▶ Some plastic personal protective equipment (PPE) (e.g. gloves, aprons, overshoes) are not recommended as they may produce static electricity. ▶ For large scale or continuous use wear tight-weave non-static clothing (no metallic fasteners, cuffs or pockets). ▶ Non sparking safety or conductive footwear should be considered. Conductive footwear describes a boot or shoe with a sole made from a conductive compound chemically bound to the bottom components, for permanent control to electrically ground the foot an shall dissipate static electricity from the body to reduce the possibility of ignition of volatile compounds. Electrical resistance must range between 0 to 500,000 ohms. Conductive shoes should be stored in lockers close to the room in which they are worn. Personnel who have been issued conductive footwear should not wear them from their place of work to their homes and return. 	

Recommended material(s)

Respiratory protection

Continued...

PARAFORMALDEHYDE

GLOVE SELECTION INDEX

Glove selection is based on a modified presentation of the:

"Forsberg Clothing Performance Index".

The effect(s) of the following substance(s) are taken into account in the **computer-generated** selection:

PARAFORMALDEHYDE

Material	CPI
BUTYL	A
NEOPRENE	A
NEOPRENE/NATURAL	A
NITRILE	A
PE	A
PE/EVAL/PE	A
PVC	A
TEFLON	A
VITON	A
NATURAL RUBBER	B
NATURAL+NEOPRENE	B

* CPI - Chemwatch Performance Index

A: Best Selection

B: Satisfactory; may degrade after 4 hours continuous immersion

C: Poor to Dangerous Choice for other than short term immersion

NOTE: As a series of factors will influence the actual performance of the glove, a final selection must be based on detailed observation. -

* Where the glove is to be used on a short term, casual or infrequent basis, factors such as "feel" or convenience (e.g. disposability), may dictate a choice of gloves which might otherwise be unsuitable following long-term or frequent use. A qualified practitioner should be consulted.

Type BAX-P Filter of sufficient capacity. (AS/NZS 1716 & 1715, EN 143:2000 & 149:2001, ANSI Z88 or national equivalent)

Required Minimum Protection Factor	Half-Face Respirator	Full-Face Respirator	Powered Air Respirator
up to 10 x ES	BAX P1 Air-line*	- -	BAX PAPR-P1 -
up to 50 x ES	Air-line**	BAX P2	BAX PAPR-P2
up to 100 x ES	-	BAX P3 Air-line*	-
100+ x ES	-	Air-line**	BAX PAPR-P3

* - Negative pressure demand ** - Continuous flow

A(All classes) = Organic vapours, B AUS or B1 = Acid gasses, B2 = Acid gas or hydrogen cyanide(HCN), B3 = Acid gas or hydrogen cyanide(HCN), E = Sulfur dioxide(SO2), G = Agricultural chemicals, K = Ammonia(NH3), Hg = Mercury, NO = Oxides of nitrogen, MB = Methyl bromide, AX = Low boiling point organic compounds(below 65 degC)

- Respirators may be necessary when engineering and administrative controls do not adequately prevent exposures.
- The decision to use respiratory protection should be based on professional judgment that takes into account toxicity information, exposure measurement data, and frequency and likelihood of the worker's exposure - ensure users are not subject to high thermal loads which may result in heat stress or distress due to personal protective equipment (powered, positive flow, full face apparatus may be an option).
- Published occupational exposure limits, where they exist, will assist in determining the adequacy of the selected respiratory protection. These may be government mandated or vendor recommended.
- Certified respirators will be useful for protecting workers from inhalation of particulates when properly selected and fit tested as part of a complete respiratory protection program.
- Where protection from nuisance levels of dusts are desired, use type N95 (US) or type P1 (EN143) dust masks. Use respirators and components tested and approved under appropriate government standards such as NIOSH (US) or CEN (EU)
- Use approved positive flow mask if significant quantities of dust becomes airborne.
- Try to avoid creating dust conditions.

SECTION 9 Physical and chemical properties

Information on basic physical and chemical properties

Appearance	White crystalline flammable powder or flakes; slowly soluble in cold water. Has a strong pungent and irritating odour of formaldehyde. More readily soluble in hot water with evolution of formaldehyde. Insoluble in alcohol and ether. Soluble in alkali hydroxide solutions. Higher polymers are insoluble in water.		
Physical state	Divided Solid	Relative density (Water = 1)	1.46
Odour	Not Available	Partition coefficient n-octanol / water	Not Available
Odour threshold	Not Available	Auto-ignition temperature (°C)	300
pH (as supplied)	Not Applicable	Decomposition temperature (°C)	150 (sublimes)
Melting point / freezing point (°C)	120-170 (decomp)	Viscosity (cSt)	Not Applicable
Initial boiling point and boiling range (°C)	150 sublimes	Molecular weight (g/mol)	Variable
Flash point (°C)	71	Taste	Not Available
Evaporation rate	Not Available	Explosive properties	Not Available
Flammability	Combustible.	Oxidising properties	Not Available
Upper Explosive Limit (%)	73.0	Surface Tension (dyn/cm or mN/m)	Not Applicable
Lower Explosive Limit (%)	7.0	Volatile Component (%vol)	Not Available
Vapour pressure (kPa)	0.13 @ 30 C.	Gas group	Not Available
Solubility in water	Reacts	pH as a solution (1%)	Not Available
Vapour density (Air = 1)	1.03	VOC g/L	Not Available

SECTION 10 Stability and reactivity

Reactivity	See section 7
Chemical stability	<ul style="list-style-type: none"> Presence of heat source and ignition source Unstable in the presence of incompatible materials. Product is considered stable. Hazardous polymerisation will not occur.
Possibility of hazardous reactions	See section 7

PARAFORMALDEHYDE

Conditions to avoid	See section 7
Incompatible materials	See section 7
Hazardous decomposition products	See section 5

SECTION 11 Toxicological information

Information on toxicological effects

Inhaled	<p>Excessive inhalation may cause inflammation of the nose and throat, mucous membranes loss of sense of smell, difficulty in breathing, coughing, weakness, headache and in extreme, chemical pneumonitis. The dust from the material is highly irritating even destructive to tissues of the mucous membranes and upper respiratory tract. Inhalation of dusts, generated by the material, during the course of normal handling, may be harmful.</p> <p>The material can cause respiratory irritation in some persons. The body's response to such irritation can cause further lung damage. Persons with impaired respiratory function, airway diseases and conditions such as emphysema or chronic bronchitis, may incur further disability if excessive concentrations of particulate are inhaled.</p> <p>If prior damage to the circulatory or nervous systems has occurred or if kidney damage has been sustained, proper screenings should be conducted on individuals who may be exposed to further risk if handling and use of the material result in excessive exposures.</p> <p>Inhalation of vapour at low concentrations may cause a tingling sensation in the nose and airway. Slightly higher concentrations may cause burning sensation and headache. High vapour concentrations of formaldehyde can cause chest constriction, difficulty breathing, lung infection and difficulty in swallowing.</p>
Ingestion	<p>Accidental ingestion of the material may be harmful; animal experiments indicate that ingestion of less than 150 gram may be fatal or may produce serious damage to the health of the individual.</p> <p>This substance if swallowed may cause immediate severe abdominal pain, with vomiting, nausea, passage of frequent watery stool, reduced or no urine production, dizziness, followed by unconsciousness, convulsions and may result in death. It can also cause sight problems and possible permanent blindness.</p>
Skin Contact	<p>The material may cause severe inflammation of the skin either following direct contact or after a delay of some time. Repeated exposure can cause contact dermatitis which is characterised by redness, swelling and blistering.</p> <p>Open cuts, abraded or irritated skin should not be exposed to this material</p> <p>Entry into the blood-stream, through, for example, cuts, abrasions or lesions, may produce systemic injury with harmful effects. Examine the skin prior to the use of the material and ensure that any external damage is suitably protected.</p> <p>Minor regular skin contact results in hardening of skin, making it feel like leather. It may also cause skin inflammation and an itchy rash especially among workers exposed to formaldehyde in hospitals, in the production of resins, textiles, shampoos and laminated furniture.</p>
Eye	<p>If applied to the eyes, this material causes severe eye damage.</p>
Chronic	<p>Paraformaldehyde solid and solutions, when heated evolve formaldehyde gas.</p> <p>There has been concern that this material can cause cancer or mutations, but there is not enough data to make an assessment.</p> <p>Long-term exposure to respiratory irritants may result in airways disease, involving difficulty breathing and related whole-body problems.</p> <p>Skin contact with the material is more likely to cause a sensitisation reaction in some persons compared to the general population.</p> <p>Substance accumulation, in the human body, may occur and may cause some concern following repeated or long-term occupational exposure.</p> <p>Long term exposure to high dust concentrations may cause changes in lung function i.e. pneumoconiosis, caused by particles less than 0.5 micron penetrating and remaining in the lung.</p> <p>When administered by inhalation, formaldehyde caused squamous cell carcinomas of the nose cavity in animal testing. In humans, excess occurrence of a number of cancers has been reported in humans, but the evidence is strongest for a link between formaldehyde and cancers of the nose and nasopharynx. Formaldehyde exposure has also been associated with cancers of the lung and oropharynx. Some studies have concluded that formaldehyde can sensitise the airways and cause asthma, but the mechanism is unknown. There is limited evidence that formaldehyde has any adverse effect on reproduction or development in humans. An investigation of reproductive function in female workers exposed to formaldehyde in the garment industry, revealed an increased incidence of menstrual disorders, inflammatory disease of the reproductive tract, sterility, anaemia and low birth weight among offspring.</p> <p>Sensitisation may result in allergic dermatitis responses including rash, itching, hives or swelling of extremities.</p>

paraformaldehyde	TOXICITY	IRRITATION
	Inhalation(Rat) LC50: 1.07 mg/L4h ^[2]	Eye (rabbit): 100 mg SEVERE *[Orica]
	Oral (Rat) LD50: 592 mg/kg ^[2]	Skin (rabbit): 500 mg/24h SEVERE
formaldehyde	TOXICITY	IRRITATION
	Dermal (rabbit) LD50: 270 mg/kg ^[2]	Eye (human): 4 ppm/5m
	Inhalation(Rat) LC50: <463 ppm4h ^[1]	Eye (rabbit): 0.75 mg/24H SEVERE
	Oral (Rat) LD50: 100 mg/kg ^[2]	Eye: adverse effect observed (irritating) ^[1]
		Skin (human): 0.15 mg/3d-I mild
		Skin (rabbit): 2 mg/24H SEVERE
	Skin: adverse effect observed (corrosive) ^[1]	
Legend:	1. Value obtained from Europe ECHA Registered Substances - Acute toxicity 2. Value obtained from manufacturer's SDS. Unless otherwise specified data extracted from RTECS - Register of Toxic Effect of chemical Substances	

FORMALDEHYDE	<p>No significant acute toxicological data identified in literature search.</p> <p>The material may produce severe irritation to the eye causing pronounced inflammation. Repeated or prolonged exposure to irritants may produce conjunctivitis.</p> <p>WARNING: This substance has been classified by the IARC as Group 1: CARCINOGENIC TO HUMANS. Tenth Annual Report on Carcinogens: Substance anticipated to be Carcinogen [National Toxicology Program: U.S. Dep. of Health & Human Services 2002]</p>
PARAFORMALDEHYDE & FORMALDEHYDE	<p>The following information refers to contact allergens as a group and may not be specific to this product.</p> <p>Contact allergies quickly manifest themselves as contact eczema, more rarely as urticaria or Quincke's oedema. The pathogenesis of contact eczema involves a cell-mediated (T lymphocytes) immune reaction of the delayed type. Other allergic skin reactions, e.g. contact urticaria, involve antibody-mediated immune reactions. The significance of the contact allergen is not simply determined by its sensitisation potential: the</p>

PARAFORMALDEHYDE

distribution of the substance and the opportunities for contact with it are equally important. A weakly sensitising substance which is widely distributed can be a more important allergen than one with stronger sensitising potential with which few individuals come into contact. From a clinical point of view, substances are noteworthy if they produce an allergic test reaction in more than 1% of the persons tested.

Asthma-like symptoms may continue for months or even years after exposure to the material ends. This may be due to a non-allergic condition known as reactive airways dysfunction syndrome (RADS) which can occur after exposure to high levels of highly irritating compound. Main criteria for diagnosing RADS include the absence of previous airways disease in a non-atopic individual, with sudden onset of persistent asthma-like symptoms within minutes to hours of a documented exposure to the irritant. Other criteria for diagnosis of RADS include a reversible airflow pattern on lung function tests, moderate to severe bronchial hyperreactivity on methacholine challenge testing, and the lack of minimal lymphocytic inflammation, without eosinophilia. RADS (or asthma) following an irritating inhalation is an infrequent disorder with rates related to the concentration of and duration of exposure to the irritating substance. On the other hand, industrial bronchitis is a disorder that occurs as a result of exposure due to high concentrations of irritating substance (often particles) and is completely reversible after exposure ceases. The disorder is characterized by difficulty breathing, cough and mucus production.

The material may cause severe skin irritation after prolonged or repeated exposure and may produce on contact skin redness, swelling, the production of vesicles, scaling and thickening of the skin. Repeated exposures may produce severe ulceration.

Acute Toxicity	✓	Carcinogenicity	✓
Skin Irritation/Corrosion	✓	Reproductivity	✗
Serious Eye Damage/Irritation	✓	STOT - Single Exposure	✓
Respiratory or Skin sensitisation	✓	STOT - Repeated Exposure	✗
Mutagenicity	✗	Aspiration Hazard	✗

Legend: ✗ – Data either not available or does not fill the criteria for classification
 ✓ – Data available to make classification

SECTION 12 Ecological information

Toxicity

paraformaldehyde	Endpoint	Test Duration (hr)	Species	Value	Source
	LC50	96h	Fish	45.26-72.27mg/L	4
formaldehyde	Endpoint	Test Duration (hr)	Species	Value	Source
	NOEC(ECx)	312h	Crustacea	0.005mg/l	4
	LC50	96h	Fish	0.727-9.193mg/l	4
	EC50	72h	Algae or other aquatic plants	1.034-1.984mg/l	4
	EC50	96h	Algae or other aquatic plants	0.375-0.579mg/l	4
EC50	48h	Crustacea	3.26mg/l	4	

Legend: Extracted from 1. IUCLID Toxicity Data 2. Europe ECHA Registered Substances - Ecotoxicological Information - Aquatic Toxicity 4. US EPA, Ecotox database - Aquatic Toxicity Data 5. ECETOC Aquatic Hazard Assessment Data 6. NITE (Japan) - Bioconcentration Data 7. METI (Japan) - Bioconcentration Data 8. Vendor Data

For Formaldehyde:

Environmental Fate: Formaldehyde is common in the environment as a contaminant of smoke and as photochemical smog. Concentrated solutions containing formaldehyde are unstable and oxidize slowly. In the presence of air and moisture, polymerization takes place readily in concentrated solutions at room temperature to form paraformaldehyde.

Atmospheric Fate: In the atmosphere, formaldehyde both photolysis and reacts with reactive free radicals (primarily hydroxyl radicals). Reaction with nitrate radicals, insignificant during the day, may be an important removal process at night. Air Quality Standards : <0.1 mg/m³ as a 30 min. average, indoor air, non-industrial buildings (WHO guideline).

Aquatic Fate: Due to its solubility, formaldehyde will efficiently transfer to rain and surface water and will biodegrade to low concentrations within days. Adsorption to sediment and volatilization are not expected to be significant routes of biodegradation.

Drinking Water Standard: Formaldehyde: 900 ug/L. (WHO guideline).

Terrestrial Fate: In soil, aqueous solutions of formaldehyde leach through the soil; at high concentrations adsorption to clay minerals may occur. Although biodegradable under both aerobic and anaerobic conditions the fate of formaldehyde in soil is unclear.

Ecotoxicity: Formaldehyde does not bioconcentrate in the food chain.

DO NOT discharge into sewer or waterways.

Persistence and degradability

Ingredient	Persistence: Water/Soil	Persistence: Air
paraformaldehyde	LOW	LOW
formaldehyde	LOW (Half-life = 14 days)	LOW (Half-life = 2.97 days)

Bioaccumulative potential

Ingredient	Bioaccumulation
paraformaldehyde	LOW (LogKOW = 0.35)
formaldehyde	LOW (LogKOW = 0.35)

Mobility in soil

Ingredient	Mobility
paraformaldehyde	HIGH (KOC = 1)
formaldehyde	HIGH (KOC = 1)

SECTION 13 Disposal considerations


PARAFORMALDEHYDE

Waste treatment methods

Product / Packaging disposal	<ul style="list-style-type: none"> ▸ Containers may still present a chemical hazard/ danger when empty. ▸ Return to supplier for reuse/ recycling if possible. <p>Otherwise:</p> <ul style="list-style-type: none"> ▸ If container can not be cleaned sufficiently well to ensure that residuals do not remain or if the container cannot be used to store the same product, then puncture containers, to prevent re-use, and bury at an authorised landfill. ▸ Where possible retain label warnings and SDS and observe all notices pertaining to the product. <p>Legislation addressing waste disposal requirements may differ by country, state and/ or territory. Each user must refer to laws operating in their area. In some areas, certain wastes must be tracked.</p> <p>A Hierarchy of Controls seems to be common - the user should investigate:</p> <ul style="list-style-type: none"> ▸ Reduction ▸ Reuse ▸ Recycling ▸ Disposal (if all else fails) <p>This material may be recycled if unused, or if it has not been contaminated so as to make it unsuitable for its intended use. Shelf life considerations should also be applied in making decisions of this type. Note that properties of a material may change in use, and recycling or reuse may not always be appropriate. In most instances the supplier of the material should be consulted.</p> <ul style="list-style-type: none"> ▸ DO NOT allow wash water from cleaning or process equipment to enter drains. ▸ It may be necessary to collect all wash water for treatment before disposal. ▸ In all cases disposal to sewer may be subject to local laws and regulations and these should be considered first. ▸ Where in doubt contact the responsible authority. ▸ Cover residues with sodium metabisulfite. ▸ Mix in a small amount of water. ▸ Scoop up and wash to sewer with a large amount of water. ▸ Recycle wherever possible. ▸ Consult manufacturer for recycling options or consult local or regional waste management authority for disposal if no suitable treatment or disposal facility can be identified. ▸ Dispose of by: burial in a land-fill specifically licensed to accept chemical and / or pharmaceutical wastes or Incineration in a licensed apparatus (after admixture with suitable combustible material) ▸ Decontaminate empty containers. Observe all label safeguards until containers are cleaned and destroyed.
-------------------------------------	---

SECTION 14 Transport information

Labels Required

	
Marine Pollutant	NO

Shipping container and transport vehicle placarding and labeling may vary from the below information. Products that are regulated for transport will be packaged and marked as Dangerous Goods in Excepted Quantities according to US DOT, IATA and IMDG regulations. In case of reshipment, it is the responsibility of the shipper to determine the appropriate labels and markings in accordance with applicable transport regulations.

Land transport (DOT)

UN number or ID number	2213	
UN proper shipping name	Paraformaldehyde	
Transport hazard class(es)	Class	4.1
	Subsidiary risk	Not Applicable
Packing group	III	
Environmental hazard	Not Applicable	
Special precautions for user	Hazard Label	4.1
	Special provisions	A1, B120, IB8, IP3, T1, TP33

Air transport (ICAO-IATA / DGR)

UN number	2213	
UN proper shipping name	Paraformaldehyde	
Transport hazard class(es)	ICAO/IATA Class	4.1
	ICAO / IATA Subrisk	Not Applicable
	ERG Code	3L
Packing group	III	
Environmental hazard	Not Applicable	
Special precautions for user	Special provisions	A3 A803
	Cargo Only Packing Instructions	449
	Cargo Only Maximum Qty / Pack	100 kg
	Passenger and Cargo Packing Instructions	446
	Passenger and Cargo Maximum Qty / Pack	25 kg
	Passenger and Cargo Limited Quantity Packing Instructions	Y443

Passenger and Cargo Limited Maximum Qty / Pack	10 kg
--	-------

Sea transport (IMDG-Code / GGVSee)

UN number	2213		
UN proper shipping name	PARAFORMALDEHYDE		
Transport hazard class(es)	IMDG Class	4.1	
	IMDG Subrisk	Not Applicable	
Packing group	III		
Environmental hazard	Not Applicable		
Special precautions for user	EMS Number	F-A, S-G	
	Special provisions	223 967	
	Limited Quantities	5 kg	

Transport in bulk according to Annex II of MARPOL and the IBC code

Not Applicable

Transport in bulk in accordance with MARPOL Annex V and the IMSBC Code

Product name	Group
paraformaldehyde	Not Available
formaldehyde	Not Available

Transport in bulk in accordance with the IGC Code

Product name	Ship Type
paraformaldehyde	Not Available
formaldehyde	Not Available

SECTION 15 Regulatory information**Safety, health and environmental regulations / legislation specific for the substance or mixture****paraformaldehyde is found on the following regulatory lists**

US - Massachusetts - Right To Know Listed Chemicals
US CWA (Clean Water Act) - List of Hazardous Substances

US DOE Temporary Emergency Exposure Limits (TEELs)
US Toxic Substances Control Act (TSCA) - Chemical Substance Inventory

formaldehyde is found on the following regulatory lists

Chemical Footprint Project - Chemicals of High Concern List
International Agency for Research on Cancer (IARC) - Agents Classified by the IARC Monographs
International Agency for Research on Cancer (IARC) - Agents Classified by the IARC Monographs - Group 1: Carcinogenic to humans
US - California Proposition 65 - Carcinogens
US - California Proposition 65 - No Significant Risk Levels (NSRLs) for Carcinogens
US - California Safe Drinking Water and Toxic Enforcement Act of 1986 - Proposition 65 List
US - California Substances Identified As Toxic Air Contaminants
US - Massachusetts - Right To Know Listed Chemicals
US ATSDR Minimal Risk Levels for Hazardous Substances (MRLs)
US Clean Air Act - Hazardous Air Pollutants
US CWA (Clean Water Act) - List of Hazardous Substances
US Department of Homeland Security (DHS) - Chemical Facility Anti-Terrorism Standards (CFATS) - Chemicals of Interest

US DOE Temporary Emergency Exposure Limits (TEELs)
US EPA Carcinogens Listing
US EPA Integrated Risk Information System (IRIS)
US EPCRA Section 313 Chemical List
US National Toxicology Program (NTP) 15th Report Part A Known to be Human Carcinogens
US NIOSH Carcinogen List
US NIOSH Recommended Exposure Limits (RELs)
US OSHA Carcinogens Listing
US OSHA Permissible Exposure Limits (PELs) Table Z-1
US SARA Section 302 Extremely Hazardous Substances
US Toxic Substances Control Act (TSCA) - Chemical Substance Inventory

Federal Regulations**Superfund Amendments and Reauthorization Act of 1986 (SARA)****Section 311/312 hazard categories**

Flammable (Gases, Aerosols, Liquids, or Solids)	Yes
Gas under pressure	No
Explosive	No
Self-heating	No
Pyrophoric (Liquid or Solid)	No
Pyrophoric Gas	No
Corrosive to metal	No
Oxidizer (Liquid, Solid or Gas)	No
Organic Peroxide	No
Self-reactive	No

Continued...

PARAFORMALDEHYDE


In contact with water emits flammable gas	No
Combustible Dust	No
Carcinogenicity	Yes
Acute toxicity (any route of exposure)	Yes
Reproductive toxicity	No
Skin Corrosion or Irritation	Yes
Respiratory or Skin Sensitization	Yes
Serious eye damage or eye irritation	Yes
Specific target organ toxicity (single or repeated exposure)	No
Aspiration Hazard	No
Germ cell mutagenicity	No
Simple Asphyxiant	No
Hazards Not Otherwise Classified	No

US. EPA CERCLA Hazardous Substances and Reportable Quantities (40 CFR 302.4)

Name	Reportable Quantity in Pounds (lb)	Reportable Quantity in kg
paraformaldehyde	1000	454
formaldehyde	100	45.4

State Regulations

US. California Proposition 65

 **WARNING:** This product can expose you to chemicals including **formaldehyde**, which is known to the State of California to cause cancer. For more information, go to www.P65Warnings.ca.gov.

National Inventory Status

National Inventory	Status
Australia - AIIIC / Australia Non-Industrial Use	Yes
Canada - DSL	Yes
Canada - NDSL	No (paraformaldehyde; formaldehyde)
China - IECSC	Yes
Europe - EINEC / ELINCS / NLP	No (paraformaldehyde)
Japan - ENCS	Yes
Korea - KECI	Yes
New Zealand - NZIoC	Yes
Philippines - PICCS	Yes
USA - TSCA	Yes
Taiwan - TCSI	Yes
Mexico - INSQ	Yes
Vietnam - NCI	Yes
Russia - FBEPH	Yes
Legend:	Yes = All CAS declared ingredients are on the inventory No = One or more of the CAS listed ingredients are not on the inventory. These ingredients may be exempt or will require registration.

SECTION 16 Other information

Revision Date	20/06/2022
Initial Date	05/04/2005

SDS Version Summary

Version	Date of Update	Sections Updated
6.1	26/06/2017	Hazards identification - Classification
7.1	19/06/2022	Expiration. Review and Update

Other information

Classification of the preparation and its individual components has drawn on official and authoritative sources as well as independent review by the Chemwatch Classification committee using available literature references.

The SDS is a Hazard Communication tool and should be used to assist in the Risk Assessment. Many factors determine whether the reported Hazards are Risks in the workplace or other settings. Risks may be determined by reference to Exposures Scenarios. Scale of use, frequency of use and current or available engineering controls must be considered.

Definitions and abbreviations

PC—TWA: Permissible Concentration-Time Weighted Average
 PC—STEL: Permissible Concentration-Short Term Exposure Limit
 IARC: International Agency for Research on Cancer
 ACGIH: American Conference of Governmental Industrial Hygienists

PARAFORMALDEHYDE

STEL: Short Term Exposure Limit
TEEL: Temporary Emergency Exposure Limit.
IDLH: Immediately Dangerous to Life or Health Concentrations
ES: Exposure Standard
OSF: Odour Safety Factor
NOAEL :No Observed Adverse Effect Level
LOAEL: Lowest Observed Adverse Effect Level
TLV: Threshold Limit Value
LOD: Limit Of Detection
OTV: Odour Threshold Value
BCF: BioConcentration Factors
BEI: Biological Exposure Index
AII: Australian Inventory of Industrial Chemicals
DSL: Domestic Substances List
NDSL: Non-Domestic Substances List
IECSC: Inventory of Existing Chemical Substance in China
EINECS: European INventory of Existing Commercial chemical Substances
ELINCS: European List of Notified Chemical Substances
NLP: No-Longer Polymers
ENCS: Existing and New Chemical Substances Inventory
KECI: Korea Existing Chemicals Inventory
NZIoC: New Zealand Inventory of Chemicals
PICCS: Philippine Inventory of Chemicals and Chemical Substances
TSCA: Toxic Substances Control Act
TCSI: Taiwan Chemical Substance Inventory
INSQ: Inventario Nacional de Sustancias Químicas
NCI: National Chemical Inventory
FBEPH: Russian Register of Potentially Hazardous Chemical and Biological Substances

This document is copyright.

Apart from any fair dealing for the purposes of private study, research, review or criticism, as permitted under the Copyright Act, no part may be reproduced by any process without written permission from CHEMWATCH.

TEL (+61 3) 9572 4700.